



LOURDES HILL COLLEGE

A School of *Good Samaritan Education*

HOW TO O DOWNLOAD AND LOGIN TO THE APP:

1. Go to: <https://parentorbit.page.link/lhc> OR scan the QR code below. You'll be directed to the Apple or Google store. Please note this link will only work on a mobile device as it is linking to a mobile App.

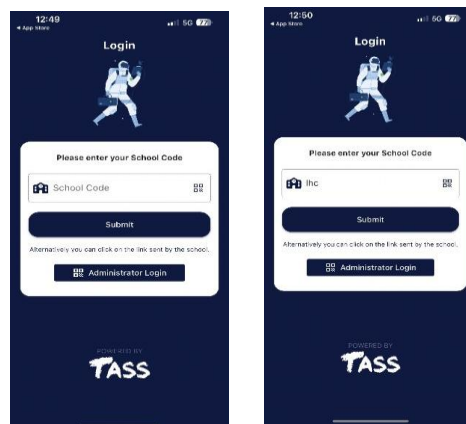


2. Click the Install button. After the App is installed, our College will be loaded as an account.

Alternatively, download the App by searching 'TASS Parent Orbit' in the Apple Store for Apple devices or the Google Play Store for Android devices.



If you have already downloaded the App from the App Store, you can use the School Code to add an account. Our School Code is: **lhc** (in lowercase)

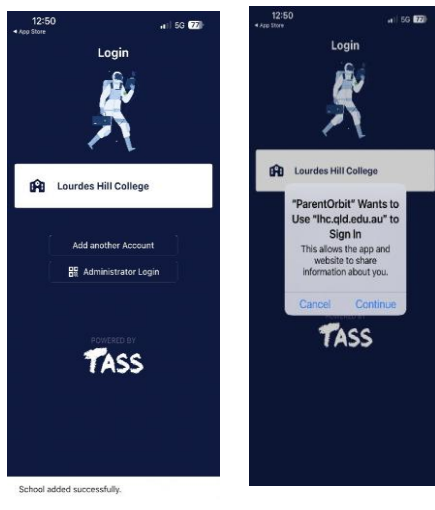




LOURDES HILL COLLEGE

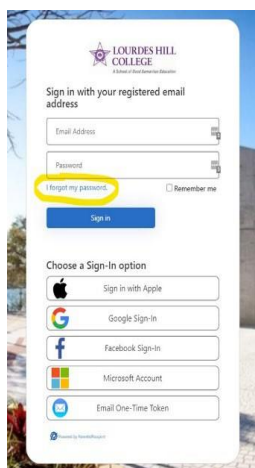
A School of *Good Samaritan Education*

3. Click on our College name then tap the login button. You may be prompted to accept permissions.



4. Enter your **usual Parent Lounge login credentials** onto the login screen that appears.

For assistance with forgotten login details, you can follow the 'I forgot my password' prompt. Your email must be the same as that registered with the College.

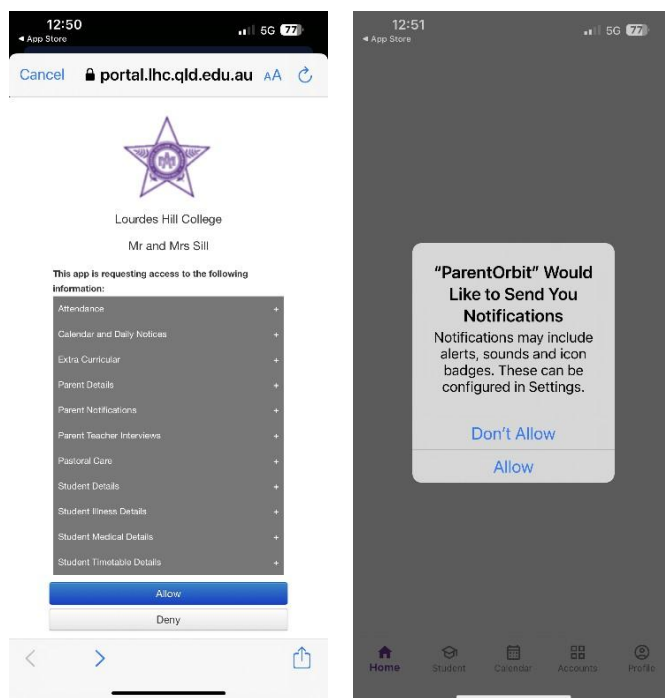




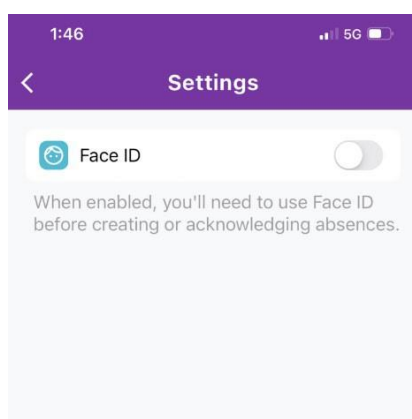
LOURDES HILL COLLEGE

A School of *Good Samaritan Education*

5. You will be asked to accept permissions. If you wish to receive notifications from the College select 'Allow' when promoted.



As an extra security feature, you will be asked if you would like to turn on Face Scanning to give added protection when submitting absences and updating details. This feature can be turned on which then only permits changes when matching your face scanning.



Please note, if you are using social media as your identity provider, we recommend you have Two Factor authentication set up on your social media of choice. For example, Facebook. This assists to keep our online community safe.