

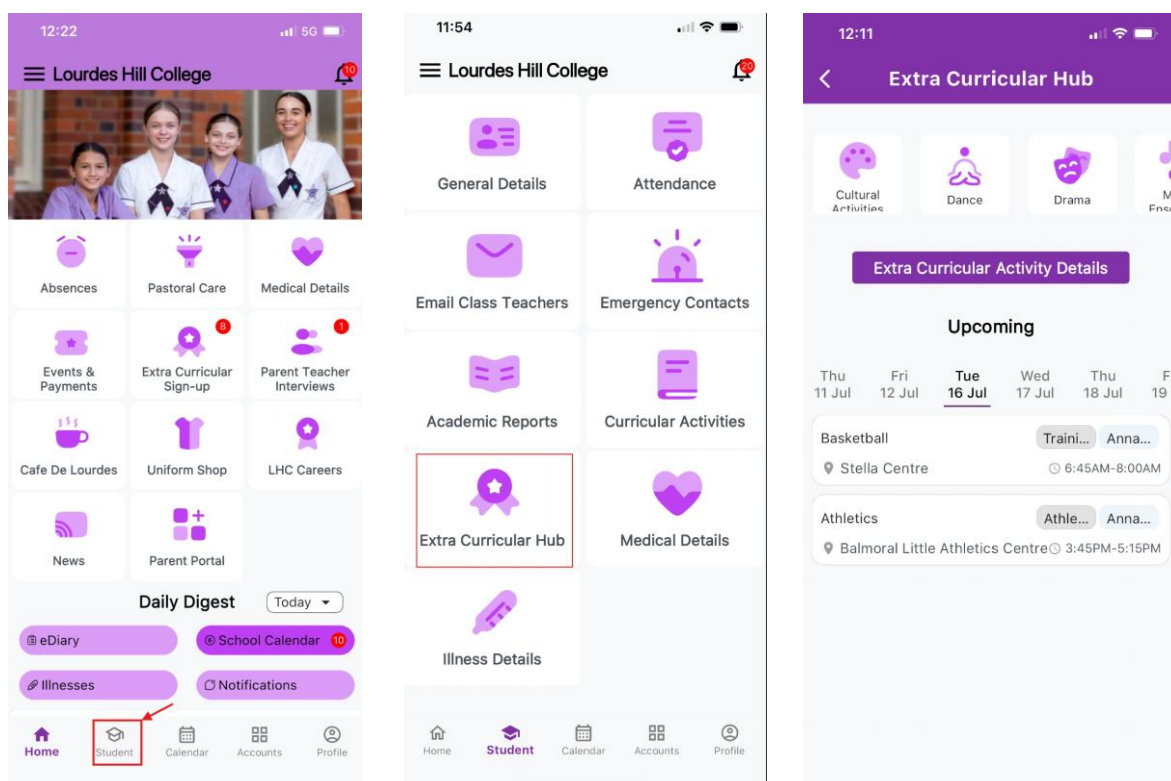


LOURDES HILL COLLEGE

A School of *Good Samaritan Education*

Tech Update from the ICT Department

Did you know that you can follow all the Extra-Curricular news about any activity including Music, Sport and Cultural activities your daughter has signed up for? This can include announcements, upcoming match dates and training schedules, venues and more by going into the Extra-Curricular Hub as shown in the images below. You can also indicate an absence from a training session or game to the coach. First select the “Student” button at the bottom of the Parent APP and then choose “Extra-Curricular Hub”.



The LHC Parent APP has even more features for parents to keep up to date with important events, updates and for critical college notifications and daily organisation.

The Technical Support team is available to assist the whole community with technical issues encountered while using LHC online. For support, please contact techsupport@lhc.qld.edu.au. The helpdesk operates from 8am to 3pm, Monday to Friday. This service also offers students repairs, technical support, and loan laptops to reduce learning disruptions.

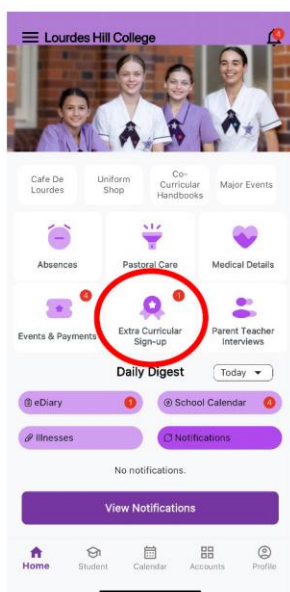


LOURDES HILL COLLEGE

A School of *Good Samaritan Education*

A reminder of the **'Extra Curricular Sign-Up'** feature for all Extra-Curricular activities in Sport, Arts and Service opportunities for students. See instructions below for any sign-ups. You will always see a 'red dot' notification symbol over the button if a sign-up is available. Parents/Guardians must approve any sign-ups before students are permitted to participate.

Extra Curricular Sign-up 'How to' Guide



1. Log into College App. On the home page, select the 'Extra Curricular Sign-up' button to view all available sign-up's. The red circle in the top right hand corner of the icon indicates how many activities are available for sign-up to your student/s.

Done portal.lhc.qld.edu.au AA

Extra Curricular Activity

Student

Student Name

Activity

Soccer

Year

2024

Term

3

Cost

AUD \$0.00

Medical Details

Verify

Terms & Conditions

Accept

Sign-up Note

Trials for the LHC Soccer teams will be held at the following time:
Monday 20 May, 6.30-7.45am at Morningside AFC, Oak St, Hawthorne.

Sign-up Document

EventsandPaymentsTermsandConditions.pdf

View

Cancel Sign-up

3. On the sign-up page, parents will be required to verify student medical details and review the terms and conditions of the activity. The activity information letter can also be found on this page under 'Sign-up Document'. Please read the 'Sign-up Note' section carefully as this will contain important program information. Please note, fees will be charged at a later time via *Events & Payments*.

Check student medical details here (by clicking on the red cross).
Verify student medical details here.
Review terms and conditions here (by clicking on the page icon).
Accept terms and conditions here.

View program information by selecting 'view'.

Select the 'Sign-up' button when complete.



LOURDES HILL COLLEGE

A School of *Good Samaritan Education*

Done portal.lhc.qld.edu.au AA

Extra Curricular > Sign-up **Submit to School**

STUDENT NAME

Soccer (2024 / 3) No Limit 07/05/2024 17/05/2024

\$160.00 Sign-up Pending Make Changes Remove Sign-up

4. The next step is to select the 'Submit to School' button.

You can remove your students registration for an activity at any time, by pressing the 'Remove Sign-up' button.

Basketball (2024 / 3) No Limit 08/05/2024 26/05/2024

\$160.00 Sign-up Pending Make Changes Remove Sign-up

Soccer (2024 / 3) No Limit 08/05/2024 17/05/2024

\$160.00 Sign-up Available Sign-up

Extra Curricular Activity Sign-up Summary

Student	Year	T	Activity	Cost
	2024	Term 3	Basketball	Billed later

Cancel **Submit Signup**

5. After selecting 'Submit to School' a pop up window will appear. Please select 'Submit Signup'. At this point your students registration will be logged with the College.



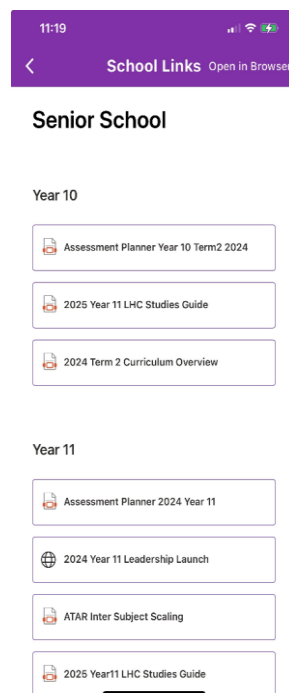
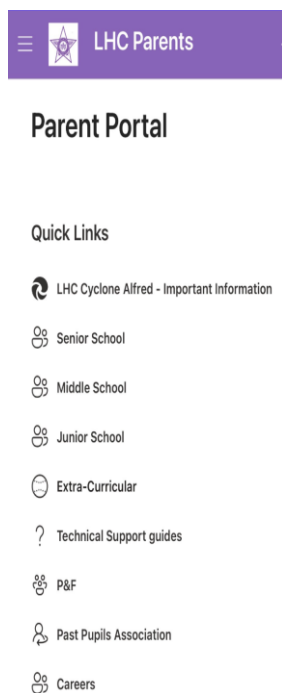
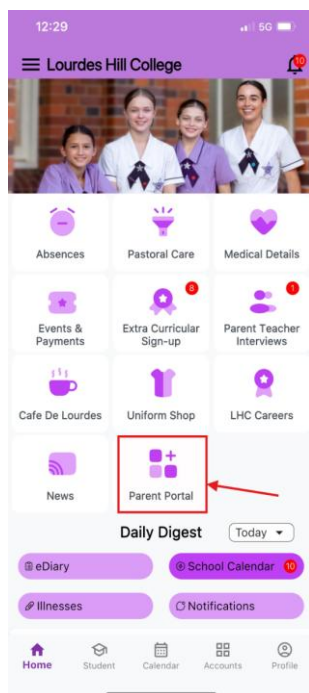
LOURDES HILL COLLEGE

A School of *Good Samaritan Education*

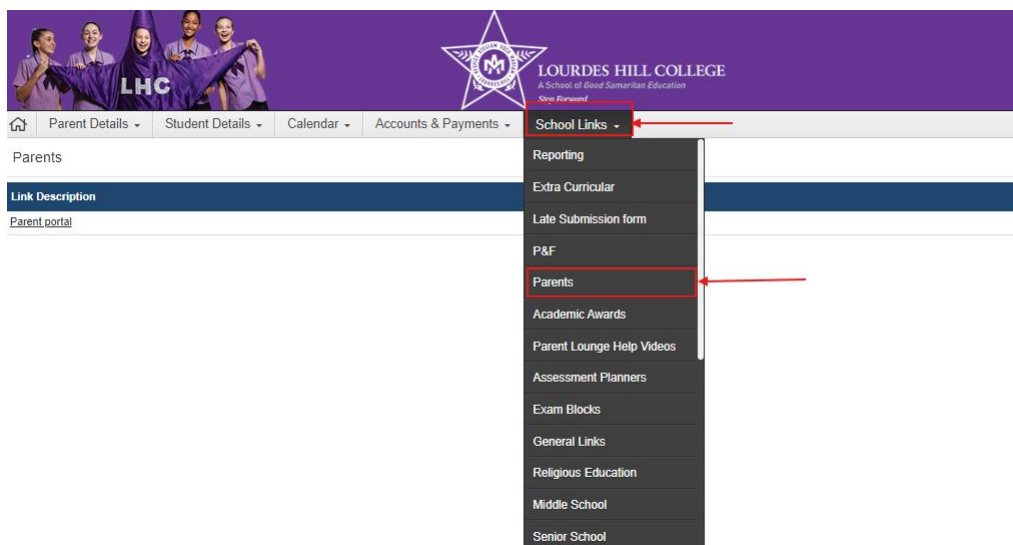
Parent Portal

The '**Parent Portal**' is a repository for parents to access documents such as College policies and Quick links to related information organised in a user-friendly style.

To access the new 'Parent Portal' via the APP you can select the top navigation button as indicated below. Content is organised under 'Quick Links' or 'College Policies'.



You can also access the parent portal via Parent Lounge. The Parent Portal can be accessed via School links at the top of the page:





LOURDES HILL COLLEGE

A School of *Good Samaritan Education*

Parent Portal

Quick Links

- LHC Cyclone Alfred - Important...
- Middle School
- Extra-Curricular
- P&F
- Careers
- LHC Sky Cam
- eSafety
- Senior School
- Junior School
- Technical Support guides
- Past Pupils Association
- LHC Staff Contacts
- Closed Facebook Group Links

College Information & Policies

- 2025 Parent Handbooks
- LHC Shop Instructions
- Parent Communic...
- LHC App Guidelines
- Policies
- Academic Awards
- Safety Officers

We have added our new 'Sky Cam' feature to the 'Quick Links' section which is a live stream camera view that shows our wonderful view from the top of the college over Brisbane following our college theme for the year "Can you see what we see".

Cyber Safety message

Cybersafety is an ongoing challenge for all of us. There have been some fantastic resources made available by the eSafety Commissioner which are always useful awareness tools for students. This year has been a focus on **Be an eSafe kid: Back to school** [Be an eSafe kid: Back to school – Truth or trap? Investigating fakes online | eSafety Commissioner](#)

For parents and carers there are live webinars such as 'Understanding and using parental controls to help protect your child online' which can be found at [Webinars for parents and carers | eSafety Commissioner](#).

Finally, a summary of the Cybersafety tips we offer students:

- **Recognise online threats.** Common examples include suspicious links within emails from phishing scams, as well as cyber bullying.
- **Develop Digital Citizenship.** Utilising AI responsibly by keeping in mind academic integrity, data privacy, potential human oversight and deepfakes.
- **Protect your personal info.** Use strong, unique passwords and two-factor authentication, regularly update software, and be cautious sharing personal information
- **Use Learning Resources.** Engage with game-based learning tools like Minecraft Education's CyberSafe to boost digital literacy.
- **Seek Expert Assistance.** When in doubt, ask parents, teachers, or other trusted adults for advice on using AI responsibly and online safety.

Mr Andrew Russell
Dean of Operations and Systems